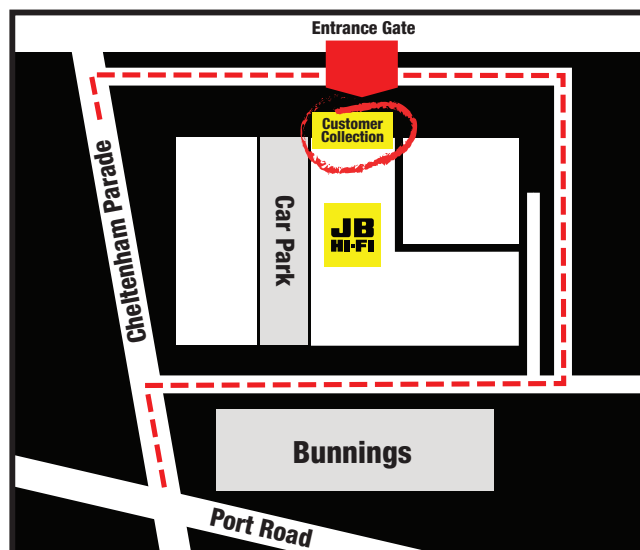


Pick Up Your Purchases at The JB Hi-Fi Warehouse

Unit 2 Building 3,
Charles Sturt Industrial Estate
Cheltenham Parade, Woodville SA

On Arrival to the car park remain in your
vehicle & call The office on (08) 8178 4000



Adelaide Warehouse

Customer Pick Up Information Guide



JB Sales Order:

JB HI-FI

JB Hi-Fi Group Pty Ltd (ABN 37 093 114 286)
September 2021

Prior to Arrival

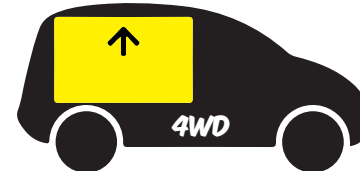
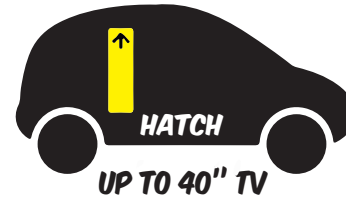
- Collections may take up to 20mins at busy times.
- Please ensure your vehicle is appropriate for transporting your goods. The law requires that the goods are adequately restrained so you should bring appropriate restraints to safely secure your load.
- Your Sales Receipt (or order confirmation for Commercial/ Insurance/Online Sales) must be presented for collection and you will be asked to sign that you have received your purchase in good condition.
- Suitable identification (eg. photo ID with matching name to the order)
- Manufacturers usually recommend that TVs & Whitegoods are transported upright to avoid damage.
- JB Hi-Fi accepts no responsibility for any liability suffered due to the way in which goods are loaded or transported. We will help to load goods if requested and we believe it is safe to do so, and we may provide suggestions as to ways to transport your goods in order to avoid damage. However, you are entirely responsible for ensuring that the goods are loaded and transported in accordance with relevant road traffic/safety laws and in a way which does not result in damage to the goods. We do not provide forklifts when loading and will not assist with roof top loading.
- If you have any concerns about picking-up your goods, please call your store to arrange delivery.

On Arrival


- From Port road turn right at Cheltenham Parade, you pass Bunnings on the right you then take a right at 2nd intersection.
- From Torrens Rd you follow Cheltenham Parade down past railway crossing then turn left at next intersection.
- Speed limit is 10km on site.
- Turn left and park in the designated customer collect bays.
- Park in the Red bay, in front of roller door if you are driving a vehicle with a trailer.
- Follow the walk way to reception, where your collection will be processed.

Unit Size Guide

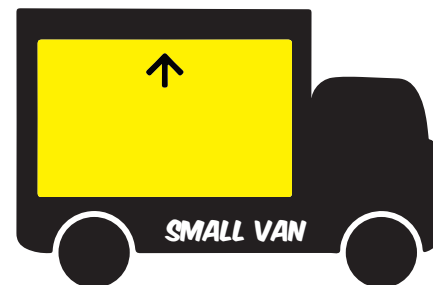
Note that this is an approximate guide only and exceptions may apply due to the size and shape of both the product and your vehicle.



DRYERS, SMALL WHITEGOODS, TV UP TO 55"



LAUNDRY, MEDIUM FRIDGES, TV UP TO 65"



ALL TVs & WHITEGOODS SIZES

Remember

RECEIPT:

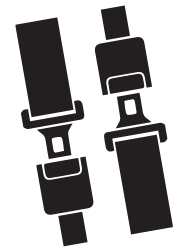


SUITABLE PHOTO ID:



RESTRAINTS:

- ROPES, OCCY, BUNGEE OR ELASTIC STRAPS ARE NOT RECOMMENDED.



NO FORKLIFT LOADING:



NO ROOF TOP LOADING OR EXTENDING BEYOND THE REAR OF THE VEHICLE

